

# Jazz Guitar Lesson

## For Jazz Beginner 【23】



Mistletoe Music School

<YouTube 動画URL>

<https://youtu.be/ZpechWXMT2g>

本格ジャズギターレッスンのステップアップ編

## ジャズギター入門シリーズ！【23】

ジャズに初めて挑戦する方を応援する「ジャズギター入門シリーズ」第23回目となりました。前回 (<https://youtu.be/Y9rcgBOaKaw>) はJust Friendsを全てメジャーコードへ変換してフレージングをしました。今回は全てマイナーコードへ変換しフレージングをします。この技法も沢山ある引き出しの1つとして覚えておきましょう。

### — 変換 —

前回同様に、マイナーコードへの変換を言語化します

○M7

VIm7へ

Ex) B♭M7 → Gm7

Ex) FM7 → Dm7

○m7

そのままm7

Ex) B♭m7 → B♭m7

Ex) Gm7 → Gm7

○7(9)

II-V分割して

IIIm7を演奏

Ex) E♭7 → B♭m7

Ex) D♭7 → A♭m7

Ex) G7 → Dm7

## - マイナーコードで統一させる -

Just Friendsは前半16小節と、後半は16小節がほぼ同じコード進行のため、冒頭16小節と最後の4小節（29小節目から）の変換をご紹介します。

The musical score consists of five staves of music in G minor, 4/4 time. The chords are as follows:

- Staff 1: B $\flat$  M7, Gm7, B $\flat$  m7, B $\flat$  m7, E $\flat$  7
- Staff 2: FM7, Dm7, A $\flat$  m7, D $\flat$  7
- Staff 3: Gm7, Gm7, C7, Am7 (Em7  $\flat$  5 A7), Dm7
- Staff 4: G7, Dm7, Gm7, Gm7, C7, B7
- Staff 5: G7, Dm7, Gm7, C7, F, Dm7, (Cm7 F7)

※Am7はIIIIm7（トニック代理）のため FM7と考えVIIm7のDm7を選択

※パッシングコードは無視

- Ex.1 -  
アルペジオのみ

1 2 3 4

B♭M7 (Gm7) B♭m7 E♭7 (B♭m7)

5 6 7 8

Fm7 (Dm7) A♭m7 D♭7 (A♭m7)

9 10 11 12

Gm7 C7 (Gm7) Am7 (Dm7) Dm7

13 14 15 16

G7 (Dm7) Gm7 C7 (Gm7)

- Ex. 2 -

高い方から (スライドインしましょう)

The musical score consists of four systems, each with a treble clef staff and a guitar tablature staff. The key signature has one flat (Bb) and the time signature is common time (C). The notes in the treble clef are: 1st system (Bb4, Bb4, Bb4, Bb4, Bb4, Bb4), 2nd system (Bb4, Bb4, Bb4, Bb4, Bb4, Bb4), 3rd system (Bb4, Bb4, Bb4, Bb4, Bb4, Bb4), and 4th system (Bb4, Bb4, Bb4, Bb4, Bb4, Bb4). The tablature shows the following fret numbers for each measure: 1st system (6, 7, 8, 5, 8, 7, 6), 2nd system (9, 10, 11, 8, 11, 10, 9), 3rd system (6, 7, 8, 5, 8, 7, 6), 4th system (5, 7, 8, 5, 8, 7, 5). Chord names are placed above the notes: BbM7 (Gm7), Bbm7, Eb7 (Bbm7) in the first system; FM7 (Dm7), Abm7, Db7 (Abm7) in the second system; Gm7, C7 (Gm7), Am7 (Dm7), Dm7 in the third system; G7 (Dm7), Gm7, C7 (Gm7) in the fourth system. Circled numbers (6), (9), (6), (8), (5), (6) are placed at the end of each measure in the tablature.

- Ex. 3 -

マイナートライアド+アプローチ (半音下から)

1 *B $\flat$ M7 (Gm7)* *B $\flat$ m7* *E $\flat$ 7 (B $\flat$ m7)*

2 3 4

5 *FM7 (Dm7)* *A $\flat$ m7* *D $\flat$ 7 (A $\flat$ m7)*

6 7 8

9 *Gm7* *C7 (Gm7)* *Am7 (Dm7)* *Dm7*

10 11 12

13 *G7 (Dm7)* *Gm7* *C7 (Gm7)*

14 15 16

- Ex.4 -

マイナートライアド+アプローチ (囲み)

リズムックに演奏しましょう！

1 B $\flat$ M7 (Gm7) 2 3 B $\flat$ m7 4 E $\flat$ 7 (B $\flat$ m7)

5 FM7 (Dm7) 6 7 A $\flat$ m7 8 D $\flat$ 7 (A $\flat$ m7)

9 Gm7 10 C7 (Gm7) 11 Am7 (Dm7) 12 Dm7

13 G7 (Dm7) 14 15 Gm7 C7 (Gm7) 16

- Ex. 5 -

マイナースケール 定番の動き

(R-9-♭3-11→5-♭3-9-R)

下記スコアのように、最初の1音を前の小節4拍裏へ置くのもカッコイイです。

The musical score is written in B-flat major (one flat) and common time. It consists of 16 measures, divided into four systems of four measures each. The first system (measures 1-4) features chords B♭M7 (Gm7), B♭m7, and E♭7 (B♭m7). The second system (measures 5-8) features FM7 (Dm7), A♭m7, and D♭7 (A♭m). The third system (measures 9-12) features Gm7, C7 (Gm7), Am7 (Dm7), and Dm7. The fourth system (measures 13-16) features G7 (Dm7), Gm7, and C7 (Gm7). The guitar tablature includes fingerings (1-4) and circled numbers (10, 11, 12, 13) indicating specific fret positions. The notation includes eighth and quarter notes, rests, and a double bar line at the end.

- Ex.6 -

マイナートライアド+アプローチ

トライアドの5度音を2小節目の頭で囲むことを意識しましょう

The musical score consists of four systems, each with a treble clef staff and a guitar tablature staff. The chords and their corresponding fretboard diagrams are as follows:

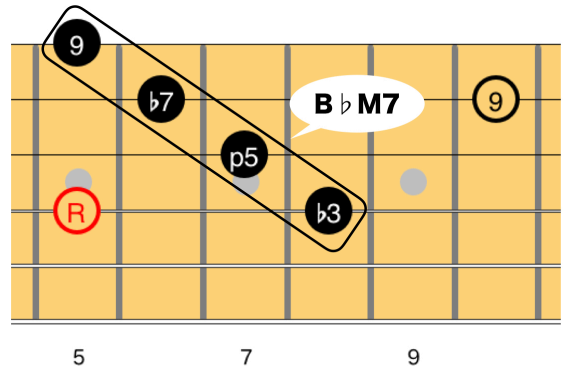
- System 1:** B♭M7 (Gm7) and B♭m7. The tablature for B♭M7 (Gm7) shows frets 5, 7, 8 on strings 5, 4, 3 respectively. The tablature for B♭m7 shows frets 8, 10, 11 on strings 5, 4, 3 respectively.
- System 2:** Fm7 (Dm7) and A♭m7. The tablature for Fm7 (Dm7) shows frets 5, 7, 8 on strings 5, 4, 3 respectively. The tablature for A♭m7 shows frets 6, 8, 9 on strings 5, 4, 3 respectively.
- System 3:** Gm7, C7 (Gm7), Am7 (Dm7), and Dm7. The tablature for Gm7 shows frets 5, 7, 8 on strings 5, 4, 3 respectively. The tablature for C7 (Gm7) shows frets 5, 6, 7, 8 on strings 5, 4, 3, 2 respectively. The tablature for Am7 (Dm7) shows frets 7, 9, 10 on strings 5, 4, 3 respectively. The tablature for Dm7 shows frets 10, 11, 9 on strings 5, 4, 3 respectively.
- System 4:** G7 (Dm7), Gm7, and C7 (Gm7). The tablature for G7 (Dm7) shows frets 5, 7, 8 on strings 5, 4, 3 respectively. The tablature for Gm7 shows frets 5, 7, 8 on strings 5, 4, 3 respectively. The tablature for C7 (Gm7) shows frets 5, 6, 7, 8 on strings 5, 4, 3, 2 respectively.

Red arrows in the first two systems point to the 5th degree of the triads, which is the 5th fret on the 5th string.



- Ex.7 -  
マイナー7th (9th) まで

○m7(9)のRootを省略すると前回演奏したMajor7thになります。  
Ex) 右図はGm7(9)♭3rdをRootとしたMajor7thコードが見て取れる



B♭M7 (Gm7)                      B♭m7                      E♭7 (B♭m7)

Fm7 (Dm7)                      A♭m7                      D♭7 (A♭m7)

Gm7                      C7 (Gm7)      Am7 (Dm7)                      Dm7

G7 (Dm7)                      Gm7                      C7 (Gm7)

- Ex.8 -  
**minor7th(9)アルペジオを逆行**

**System 1:** Bbm7 (Gm7) | Bbm7 | Eb7 (Bbm7)

**System 2:** FM7 (Dm7) | Abm7 | Db7 (Abm7)

**System 3:** Gm7 | C7 (Gm7) | Am7 (Dm7) | Dm7

**System 4:** G7 (Dm7) | Gm7 | C7 (Gm7)

# - Ex.9 - 王道フレーズ

コードの型を見て演奏する王道フレーズ

ジャズビギナーシリーズ 其の14参照 (<https://youtu.be/D5hzieI1UxI>)

The musical score for Ex.9, '王道フレーズ', is presented in four systems, each with a treble clef staff and a guitar tablature staff. The key signature is one flat (Bb) and the time signature is common time (C). The score is divided into four systems, each containing two measures of music. The chords and fret numbers are as follows:

- System 1:**
  - Measure 1: Chord BbM7 (Gm7). Fret numbers: 1, 5, 3, 3, 2, 5, 7, 5. A circled (5) is shown below the fret numbers.
  - Measure 2: Chord Bbm7. Fret numbers: 3, 6, 6, 5, 8, 7, 8. A circled (8) is shown below the fret numbers.
- System 2:**
  - Measure 1: Chord FM7 (Dm7). Fret numbers: 5, 12, 10, 10, 9, 12, 7, 12. A circled (12) is shown below the fret numbers.
  - Measure 2: Chord Abm7. Fret numbers: 6, 4, 4, 4, 3, 6, 7, 6. A circled (6) is shown below the fret numbers.
- System 3:**
  - Measure 1: Chord Gm7. Fret numbers: 9, 5, 3, 3, 3, 2, 5, 7, 5. A circled (5) is shown below the fret numbers.
  - Measure 2: Chord C7 (Gm7) and Am7 (Dm7). Fret numbers: 11, 12, 10, 10, 10, 9, 12, 7, 12. A circled (12) is shown below the fret numbers.
- System 4:**
  - Measure 1: Chord G7 (Dm7). Fret numbers: 13, 12, 10, 10, 10, 9, 12, 7, 12. A circled (12) is shown below the fret numbers.
  - Measure 2: Chord Gm7 and C7 (Gm7). Fret numbers: 15, 5, 3, 3, 3, 2, 5, 7, 5. A circled (5) is shown below the fret numbers.

- Ex.10 -

## Melodic minor Scale

マイナーコードに対してRootの半音下 (M7th音) を導入  
高音域では通常の♭7thを使用していますのでNatural minor。

The musical score is divided into four systems, each with a treble clef staff and a guitar TAB staff. The key signature has one flat (B-flat major). The scale is played in a descending direction. Measure numbers 1 through 16 are indicated at the start of each system. The TAB staff shows fret numbers on strings 1-6. The staff notation includes slurs, accents (sl.), and dynamic markings (p). Red arrows point to the 7th and flat 7th notes in the first system.

**System 1:** B♭M7 (Gm7), B♭m7, E♭7 (B♭m7).  
Measures 1-4. Red arrows point to the 7th and ♭7th notes in measures 1 and 2.

**System 2:** Fm7 (Dm7), A♭m7, D♭7 (A♭m7).  
Measures 5-8.

**System 3:** Gm7, C7 (Gm7), Am7 (Dm7), Dm7.  
Measures 9-12.

**System 4:** G7 (Dm7), Gm7, C7 (Gm7).  
Measures 13-16.

- Ex.11 -  
Melodic minor

Ex.10とは別のパターンで導入してみます

**System 1 (Measures 1-4):**  
 Chords: B $\flat$ M7 (Gm7), B $\flat$ m7, E $\flat$ 7 (B $\flat$ m7)  
 TAB: 8 (10) 7 9 10 7 8 10 | /7 10/7 (7) | 6 (8) 5 7 8 5 6 8 | /6 9/6 (6)

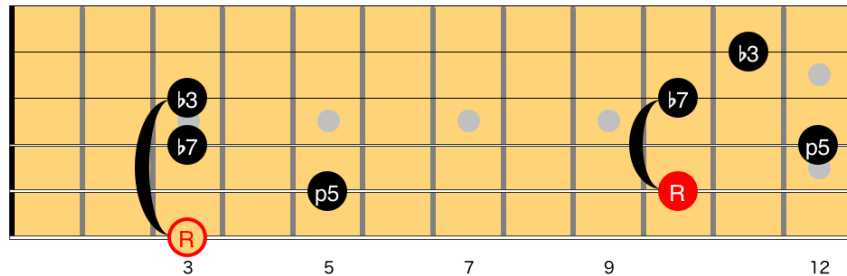
**System 2 (Measures 5-8):**  
 Chords: FM7 (Dm7), A $\flat$ m7, D $\flat$ 7 (A $\flat$ m7)  
 TAB: 10 (12) 9 11 12 9 10 12 | /10 13/10 (10) | 4 (6) 3 5 6 3 4 6 | /4 7/4 (4)

**System 3 (Measures 9-12):**  
 Chords: Gm7, C7, Am7 (Dm7), Dm7  
 TAB: 3 (5) 2 4 5 2 3 5 | /3 6/3 (3) | 3 (5) 2 4 5 2 3 5 | /2 5/2 (2)

**System 4 (Measures 13-16):**  
 Chords: G7 (Dm7), Gm7, C7 (Gm7)  
 TAB: 3 (5) 2 4 5 2 3 5 | /2 5/2 (2) | 3 (5) 2 4 5 2 3 5 | /3 6/3 (3)

## - Ex.12 - コード崩しによるライン

よくあるセーハコードを装飾してラインを組み立てます (例: Gm7)



<p>B♭M7 (Gm7)</p>	<p>B♭m7</p>	<p>E♭7 (B♭m7)</p>
<p>Fm7 (Dm7)</p>	<p>A♭m7</p>	<p>D♭7 (A♭m7)</p>
<p>Gm7</p>	<p>C7 (Gm7)</p>	<p>Am7 (Dm7)</p>
<p>G7 (Dm7)</p>	<p>Gm7</p>	

## - Ex.13 - コード毎に弾き分ける

ツーファイブになっていない箇所：【1、2小節】 【5、6小節】 【11、12小節】と  
ツーファイブの箇所【3、4小節】 【7、8小節】 【9、10小節】 【13、14小節】を弾き分け

B♭M7 (Gm7)                      B♭m7                      E♭7

FM7 (Dm7)                      A♭m7                      D♭7

Gm7                      C7                      Am7 (Dm7)                      Dm7

G7 (Dm7)                      Gm7                      C7

- Ex.14 -  
**拡大されたアルペジオ**

想定したマイナーに対してVm7と♭IIIM7を演奏します

Ex) Gm7 → Dm7(Vm7)+B♭M7(♭IIIM7)

B♭m7 → Fm7(Vm7)+D♭M7(♭IIIM7)

Dm7 → Am7(Vm7)+FM7(♭IIIM7)

B♭M7 (Dm7+B♭M7)                      B♭m7 (Fm7+D♭M7) E♭7

FM7 (Am7+FM7)                      A♭m7 (E♭m7+C♭M7) D♭7

Gm7 (Dm7+B♭M7) C7                      Am7 (Am7+FM7) Dm7

G7 (Am7+FM7)                      Gm7 (Dm7+B♭M7) C7



- Ex.15 -

## 拡大されたアルペジオの逆行

最後の段はEx.13を演奏してしまいました (私のミスです)

B $\flat$ M7 (Dm7+B $\flat$ M7)      B $\flat$ m7 (Fm7+D $\flat$ M7)      E $\flat$ 7

FM7 (Am7+FM7)      A $\flat$ m7 (E $\flat$ m7+C $\flat$ M7)      D $\flat$ 7

Gm7 (Dm7+B $\flat$ M7)      C7      Am7 (Am7+FM7)      Dm7

G7 (FM7)      Gm7 (B $\flat$ M7)      C7

## YouTube membershipのご案内


メンバーシップでは、毎週ジャズフレーズのご紹介と分析を公開しています。月額490円でお楽しみいただけます。ご参加はこちらから。

<https://www.youtube.com/channel/UCSr9liOoNNsVmgodBzOXeKw/join>

### ▼投げ銭応援箱

<https://www.paypal.me/mistletoepay/1000>

いつも応援ありがとうございます。  
メッセージも感謝しています。



### ▼Twitter

<https://twitter.com/jazzguitarsalon>

### ▼Guitar Lesson Online Shop (今後、テキストを充実させていきます)

<https://guitarlessonstore.com>